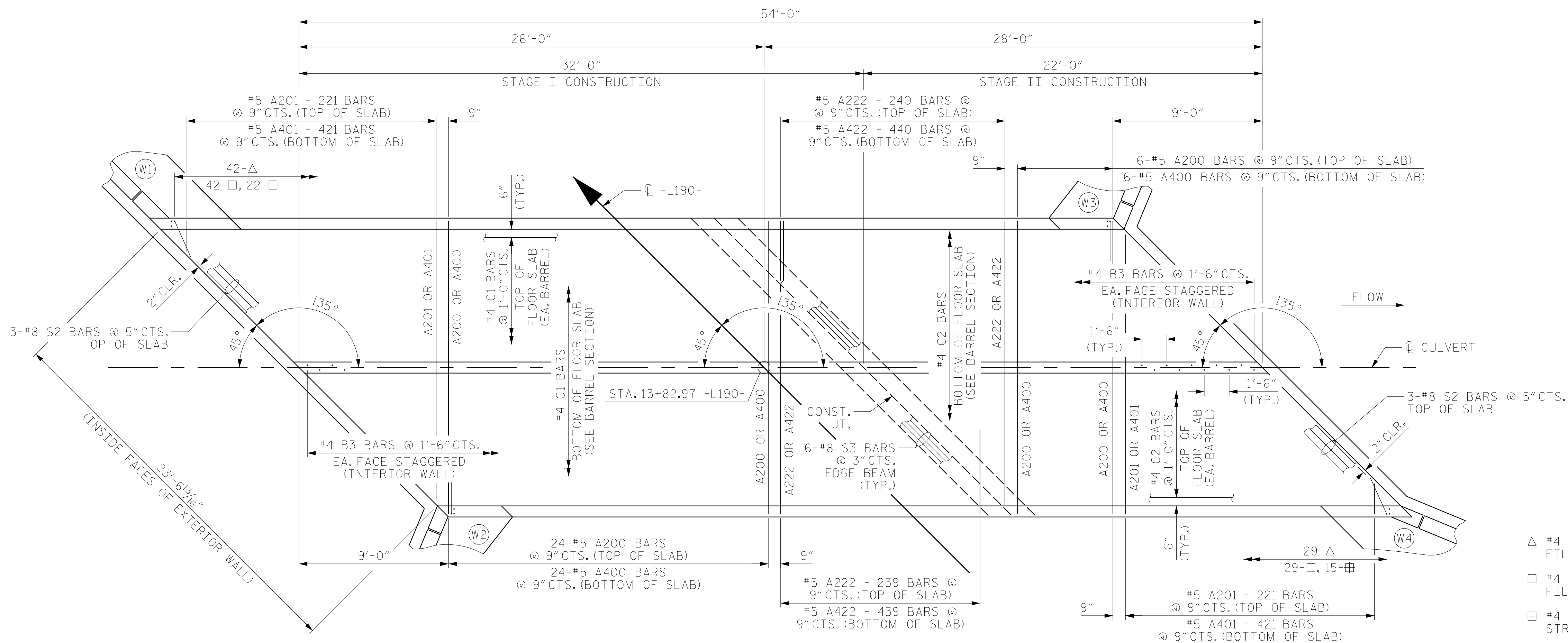


+

+



PLAN - FLOOR SLAB

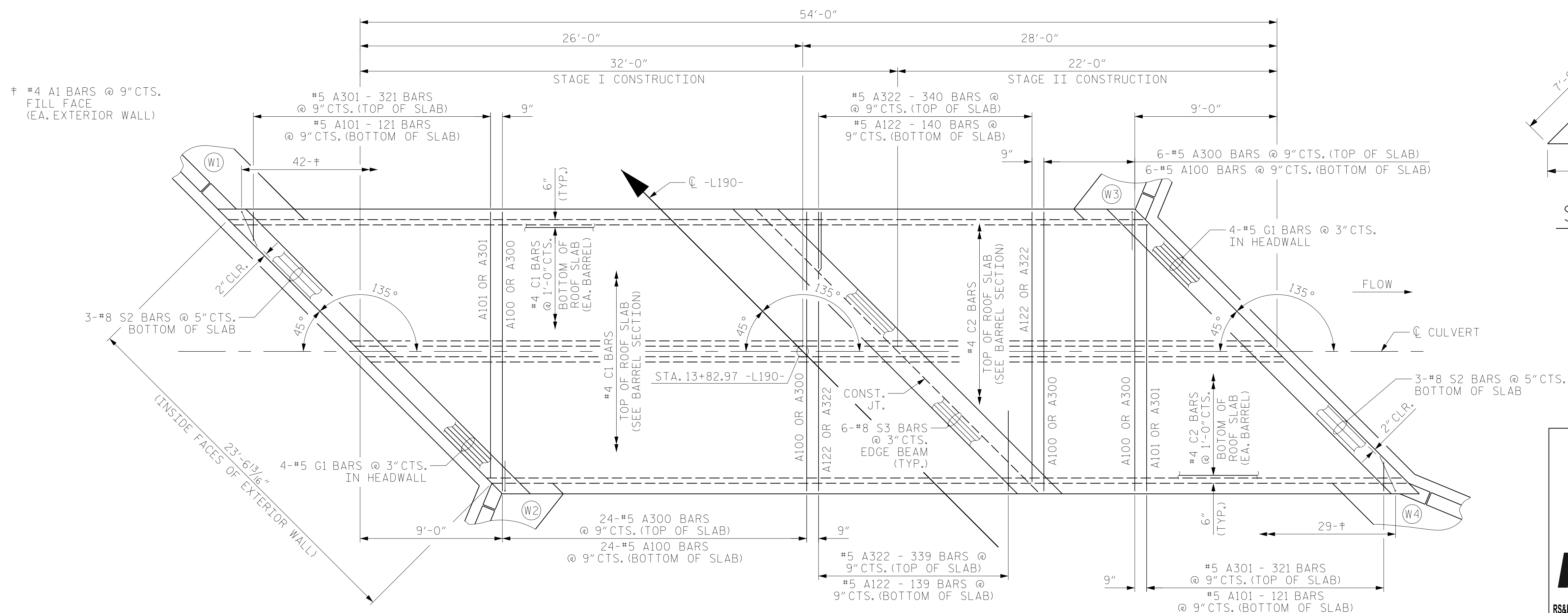
NOTES:

``A'' BARS FROM STAGE I TO EXTEND 3'-3" MIN.
INTO STAGE II.

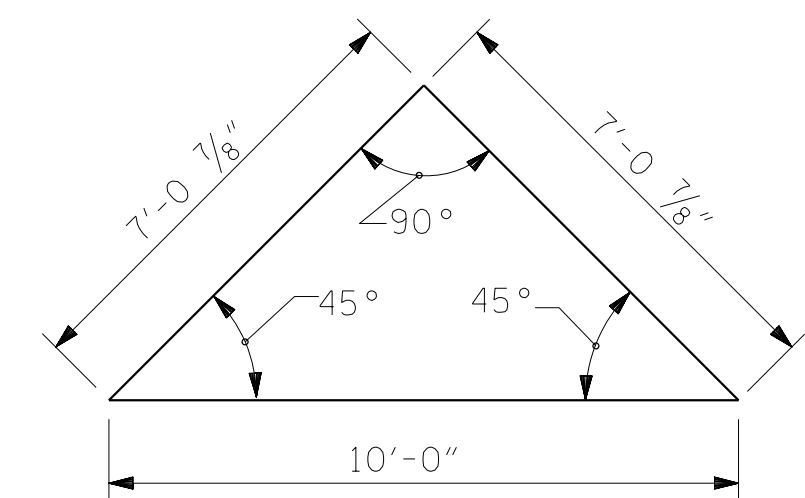
C1 BARS FROM STAGE I TO EXTEND 2'-7" MIN.
INTO STAGE II.

SEE SHEET 4 OF 10 FOR PLACEMENT OF S3 BARS
IN SLAB AND EDGE BEAM.

- △ #4 A2 BARS @ 9"CTS.
FILL FACE (EA.EXTERIOR WALL)
- #4 B2 BARS @ 9"CTS.
FILL FACE (EA.EXTERIOR WALL)
- ⊕ #4 B1 BARS @ 1'-6"CTS.
STREAM FACE (EA.EXTERIOR WALL)



PLAN - ROOF SLAB



SKEW TRIANGLE

PROJECT NO. BP14.R002
HAYWOOD COUNTY
 STATION: 13+82.97 -L190-

SHEET 5 OF 10



STATE OF NORTH CAROLINA
DEPARTMENT OF TRANSPORTATION
RALEIGH

DOUBLE 8'-0" X 6'-0"
CONCRETE BOX CULVERT
PLAN

135° SKEW

REVISIONS						SHEET NO. C4-5
NO.	BY:	DATE:	NO.	BY:	DATE:	
1			3			TOTAL SHEETS 10
2			4			

DRAWN BY : _____ N. CUANY DATE : 02/2024
CHECKED BY : _____ M. ACOSTA DATE : 02/2024
DESIGN ENGINEER OF RECORD: _____ M. ACOSTA DATE : 08/2025

DOCUMENT NOT CONSIDERED
FINAL UNLESS ALL
SIGNATURES COMPLETED